

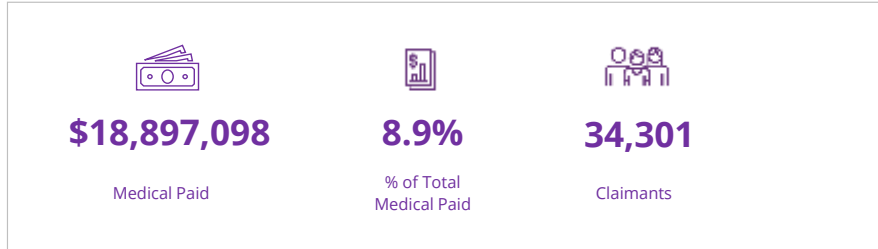
## At a glance

### COVID-19 All-time experience

Average Members: 34,008

Time period: Jan 2020 - Jul 2021, paid through July 2021

#### Key Statistics (Medical Claims Only)



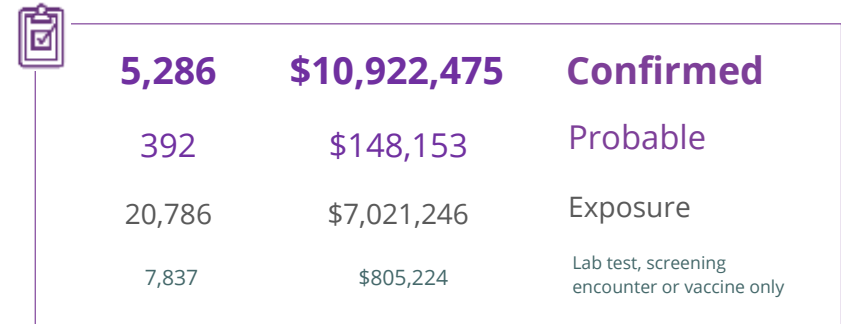
More detailed information is found on the next page to help you answer critical questions:

- ✓ How is COVID-19 impacting our health care spend? What is the context of trends and spend distribution across cost categories?
- ✓ How many members are affected?
- ✓ How many claims-based tests have been conducted for the virus and antibodies?
- ✓ How many individuals have received vaccinations?
- ✓ How is COVID spend trending in 2021 compared to 2020?

Additional views and detailed data tables following the main report also provide specific cost and utilization metrics across age band categories as well as service categories

#### Claimant Distribution\*

how your total claimants break down based on diagnosis code information



\*refer to Report terms on page 1

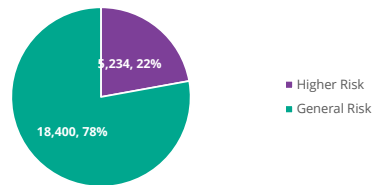
#### COVID-19 population risk\*



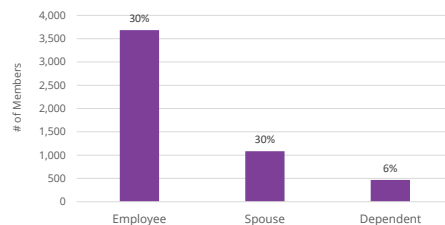
**22.1%**

Members at risk for severe illness

Population risk for severe illness



Higher risk for severe illness, by member type



General risk for contracting COVID-19 exists across the population. Age and underlying health conditions are associated with higher risk for severe illness with the potential for severe symptoms, hospitalizations, ICU services, and poorer outcomes.

The pie chart shows the number and percent of your population with CDC-identified "higher risk for severe illness" factors.

The bar chart displays this information by member type.

\* See page one for High Risk definition.

#### Testing



**\$5,873,816**

Total Paid - All Tests



**28,481**

Unique Claimants



**48,307**

# of Viral Tests



**15,256**

# of Antibody Tests

#### Vaccine Administration (Medical & Pharmacy)\*



**\$612,106**

Total Paid for Vaccine Administration



**9,302**

Members with a Vaccination

Unique Claimants



**7,811**  
Members Fully Vaccinated\*\*



**22.14%**

% Fully Vaccinated

\*Includes claims paid under the Aetna Pharmacy benefit plan if applicable

\*\*The unique count of members =>12 years of age who have received all of the required doses based on claims received